

Perpetual Private

PERPETUAL INCOME OPPORTUNITIES FUND

Fund Update – 30 April 2019

FUND FACTS

Benchmark:	Bloomberg Ausbond Bank Bill Index +1% p.a.
Inception Date¹:	March 2008
Size of Fund:	\$179 million as at 30 April 2019
APIR:	PER0436AU
ICR²:	1.48% as at 30 June 2018
Buy/Sell spread	0.10% / 0.00% as at 1 May 2019
Liquidity:	Quarterly withdrawals subject to restrictions, refer to PDS
Distribution Frequency:	Quarterly
Risk Profile³:	5 – Medium to High

INVESTMENT OBJECTIVE

To provide consistent income through investment in a diversified portfolio of absolute return funds, specialist credit funds and other investments consistent with the fund's investment approach.

To outperform the Bloomberg Ausbond Bank Bill Index over rolling three-year periods by 1% per annum.

STRATEGY

Build a diversified portfolio that includes specialist credit and absolute return investments.

Subject our investment opportunities to detailed research, screening them for expected return, risk, downside protection properties and portfolio fit.

Select the highest ranked investment managers that have passed our Quality Filters.

MARKET OPPORTUNITY

Both Australian and global banks are currently under pressure to reduce their loan books. This is driving the opportunity for the Perpetual Income Opportunities Fund to invest in strategies that conduct institutional grade direct lending to high quality companies and real estate assets that require capital.

A common trait of the lending opportunity is that lending is senior in the capital structure and secured against assets. We have identified and built material investments in three key credit sectors, specifically infrastructure debt, senior bank loans and commercial mortgages.

NET PERFORMANCE

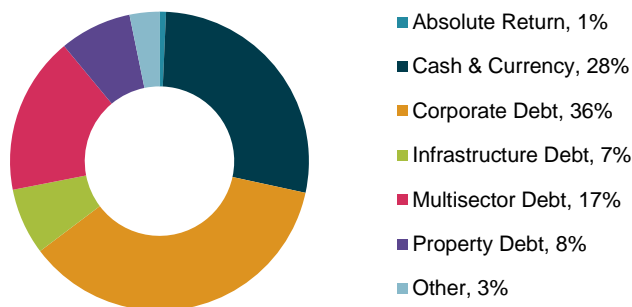
As at April 2019

NET RETURNS ⁴	1M%	3M%	1Y%	3Y% (p.a.)	5Y% (p.a.)	INCEPTION % (p.a.)
Total return	0.3%	1.1%	3.4%	3.7%	3.6%	4.5%
Growth return	0.3%	0.4%	0.3%	0.4%	-0.6%	-0.1%
Distribution return	0.0%	0.7%	3.1%	3.3%	4.2%	4.7%
Benchmark	0.2%	0.7%	3.0%	2.9%	3.1%	4.3%
Excess Returns	0.0%	0.4%	0.3%	0.8%	0.5%	0.3%

Source: RBC. Past performance is not indicative of future performance.

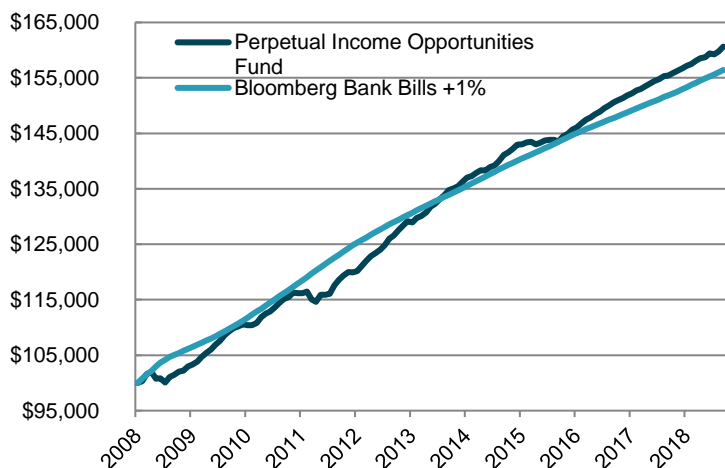
SECTOR ASSET ALLOCATION

As at April 2019



Source: RBC, PPIRT.

GROWTH OF \$100,000 SINCE INCEPTION (NET OF FEES)⁴



Source: RBC. Past performance is not indicative of future performance.

Perpetual

HOLDING INFORMATION

As at April 2019

TOP 5 EXPOSURES ⁵	WEIGHT
Perpetual Credit Income Fund	12.1%
ICG Global Loan Fund	7.6%
ICG Australia Senior Loan Fund	7.4%
Westbourne Infrastructure Debt Fund 2	7.2%
ICG Senior Debt Partners Fund 2	5.9%

CASH LEVEL & LEVERAGE	WEIGHT
Cash (AUD) ⁶	27.9%
Leverage Ratio ⁷	1.23

Source: RBC, PPIRT

INVESTMENT CHARACTERISTICS

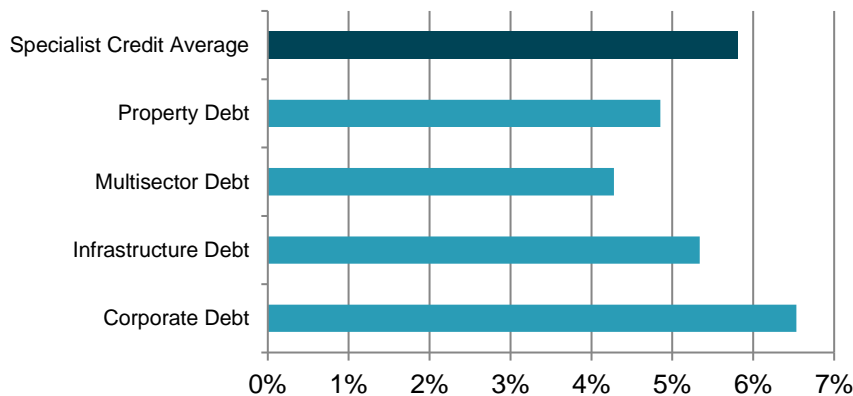
As at April 2019

SECTOR	GEOGRAPHIC LOCATION		MARKET TYPE ⁸		
	ONSHORE	OFFSHORE	LISTED	TRADED	PRIVATE
Absolute Return	0%	100%	0%	100%	0%
Specialist Credit	27%	73%	0%	24%	76%
Total	27%	73%	0%	25%	75%
FX Hedge Level	100%				

Source: RBC, PPIRT

SPECIALIST CREDIT⁹ INCOME YIELD

As at April 2019



Source: RBC, PPIRT

1) Fund commenced in March 2008 and was opened to external investors in June 2009. 2) This percentage is an estimate of the ongoing fees which include all fees and expenses, including investment management performance fees as at 30 June 2018. 3) Negative annual returns expected in 4 to less than 6 years over any 20 year period. 4) Total returns have been calculated using exit prices after taking into account Perpetual's ongoing fees and assuming reinvestment of distributions (where applicable). No allowance has been made for contribution fees, withdrawal fees or taxation. 5) Top 5 externally managed exposures. 6) The difference between 'Cash (AUD)' and 'Cash & Currency' (as per the sector asset allocation pie chart) represents offshore currencies held for transactional purposes. 7) The leverage ratio is provided as required by ASIC Regulatory Guide 240. Please note that this is look-through leverage of the Fund based on the leverage of the underlying absolute return managers. The Fund itself will not borrow or apply gearing in the ordinary course of business. 8) Market type data is estimation only, provided by the Perpetual Private research team. 9) Specialist Credit in this instance signifies the exclusion of Absolute Return and Cash investments.

Perpetual Private advice and services are provided by Perpetual Trustee Company Limited (PTCo) ABN 42 000 001 007, AFSL 236643. This information has been prepared by PTCo and Perpetual Investment Management Limited (PIML) ABN 1800 866 535, AFSL 234426 (as responsible entity of the Perpetual Income Opportunities Fund) and issued by Perpetual Trustee Company Limited PTCo. It is general information only and is not intended to provide you with financial advice or take into account your objectives, financial situation or needs. You should consider, with a financial adviser, whether the information is suitable for your circumstances. To the extent permitted by law, no liability is accepted for any loss or damage as a result of any reliance on this information. The PDS, issued by PIML and available on our website at www.perpetual.com.au/opportunities-funds, should be considered before deciding whether to acquire or hold units in the fund. No company in the Perpetual Group (Perpetual Limited ABN 86 000 431 827 and its subsidiaries) guarantees the performance of any fund or the return of an investor's capital. Past performance is not indicative of future performance.

MORE INFORMATION

Perpetual Private

Phone 1800 631 381

Email perpetualprivate@perpetual.com.au

www.perpetual.com.au/advice

