

WealthFocus Super

WEALTHFOCUS PERPETUAL

BALANCED GROWTH

May 2025

FUND FACTS

**Investment objective:** The fund aims to provide long-term capital growth and income through investment in a diversified portfolio with an emphasis on Australian and international share investments.

FUND BENEFITS

Provides investors with access to a diverse range of growth and income producing assets. Active management and asset allocation techniques are employed in order to further enhance the fund's return and manage risk.

FUND RISKS

All investments carry risk and different strategies may carry different levels of risk. The relevant product disclosure statement or offer document for a fund should be considered before deciding whether to acquire or hold units in that fund. Your financial adviser can assist you in determining whether a fund is suited to your financial needs.

- Benchmark:

Balanced Growth Index (Internally generated composite)
- Inception Date:

June 1995
- APIR:

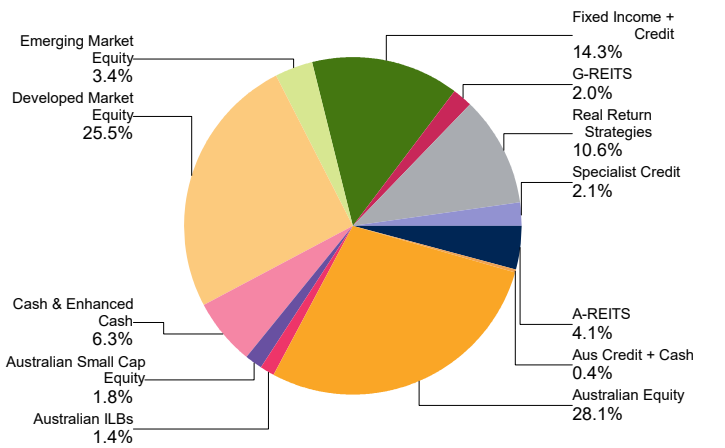
PER0017AU
- Management Fee:

0.79% p.a.
- Investment style:

Active, fundamental, disciplined, value
- Suggested minimum investment period:

Five years or longer

PORTFOLIO SECTORS

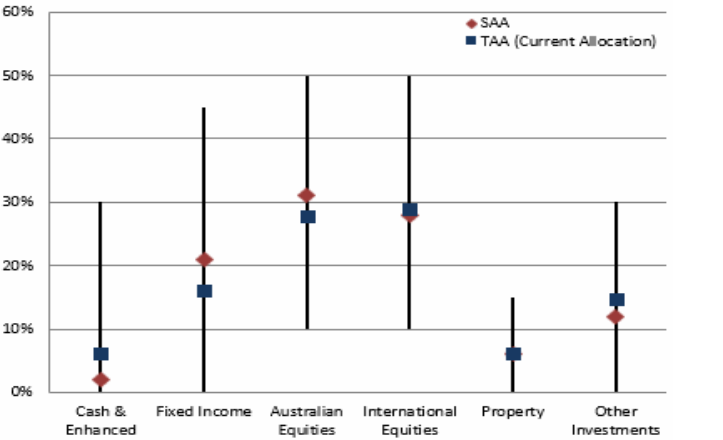


NET PERFORMANCE- periods ending 31 May 2025

	Fund	Benchmark	Excess
1 month	1.9	3.4	-1.5
3 months	1.0	2.0	-1.0
1 year	6.6	12.0	-5.4
2 year p.a.	6.8	12.1	-5.2
3 year p.a.	5.2	9.1	-3.9
5 year p.a.	7.8	8.9	-1.1
10 year p.a.	5.5	7.3	-1.8

Past performance is not indicative of future performance. Returns may differ due to different tax treatments.

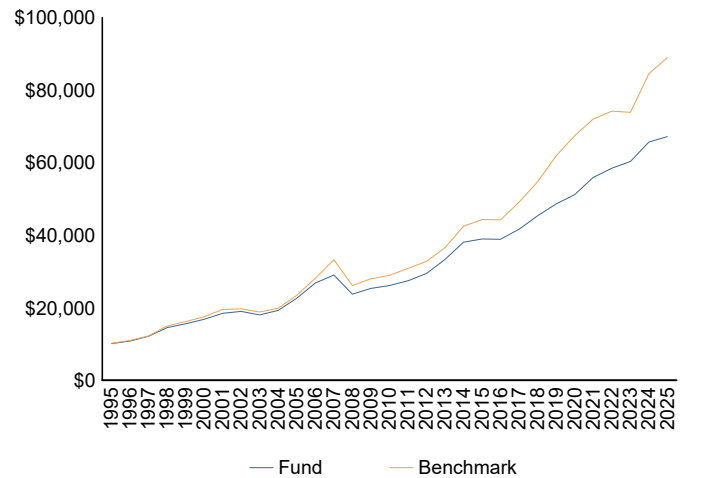
ASSET ALLOCATIONS AND INVESTIBLE RANGES  
FUND TACTICAL AND STRATEGIC ALLOCATIONS INCLUDING ALLOWABLE MAXIMUM AND MINIMUM RANGES



STRATEGIC AND TACTICAL ASSET ALLOCATIONS

The Strategic Asset Allocation (SAA) is the neutral allocation acting as an anchor for active positioning, while the Tactical Asset Allocation (TAA) process adjusts the asset allocation according to market opportunities and risks.

GROWTH OF \$10,000 SINCE INCEPTION



## MARKET COMMENTARY

Equity markets continued to rally in May, taking comfort from the pause of tariffs and confidence in the “Trump Put” – the President’s propensity to reverse course to stabilise equity markets.

- Developed market equities (+6.0%) rallied strongly led by the US with the S&P 500 returning 6.3% while the more growth-oriented NASDAQ Composite returned 9.7% for the month. Easing concerns around US trade policy – following an agreement between the US and China to suspend reciprocal tariffs for 90 days – provided a tailwind alongside robust first quarter corporate earnings results. US earnings were stronger than expected, with 78% of S&P 500 companies beating estimates.
- Australian equities (+4.2%) extended their recovery, benefitting from the improving outlook for global trade relations in addition to monetary policy easing.
- European shares rose, led by Germany (+6.7%) as a renewed tolerance for larger fiscal spending outweighed lingering concerns around tariff negotiations after the Trump administration threatened to increase tariffs further on EU imports in June before re-extending the deadline for negotiation to July 9.
- UK equities (+3.8%) trailed the broader developed market over the month. The Bank of England lowered rates by 25bps in early May however an acceleration of CPI (3.5% in April up from 2.6% in March) saw futures remove the pricing for one -0.25% 2025 rate cut which weighed on equity returns.
- Japanese equities (+5.1%) performed well on the back of depreciating Yen, as well as easing recession concerns and corporate governance reforms resulting in rising dividends and buybacks.
- Emerging markets (+3.2%) trailed developed markets despite the de-escalation of trade tensions, but the market has fully recovered from its April trade-related malaise, and central banks are able to ease rates which should support sentiment moving forward.
- Credit spreads benefitted from improved risk sentiment with US high yield in particular rallying strongly.
- US 10-year bonds (+24bps) sold off on fiscal concerns following the passing of the Trump administration’s reconciliation bill and uncertainty around the revenue impact of tariffs. Meanwhile, Moody’s reduced its sovereign credit rating for the US to Aa1 – aligning with S&P and Fitch – noting large annual deficits and rising interest costs.

US trade policy again dominated global financial market sentiment during May. Markets continued to recover, supported by the announcement of a 90-day trade agreement that significantly reduced tariffs on most Chinese imports from 145% to 30%, and China reducing its tariffs on US imports from 125% to 10%. There remains significant uncertainty, however, as disputes over rare earth minerals persisted at month end. While the pause eased US recession fears, economic data were mixed. US GDP fell -0.2% (Seasonally Adjusted Annual Rate) over the first quarter, the lowest reading and first decline since Q1 2022. The key contributor was increasing imports as US corporates increased inventory in anticipation of tariff announcements, but domestic demand remained strong at +2.5% SAAR which indicated that the US economy remained on a sound footing to absorb the impact of President Trump’s tariff increases. In addition, GDP growth estimates for the second quarter have strengthened with the Atlanta Fed’s GDP Now number for Q2 around +3.4%, but this gauge has varying degrees of accuracy given the typical vagrancies around all national account releases.

Elsewhere, rising fiscal sustainability concerns contributed to elevated bond market volatility during May. The Trump administration’s reconciliation bill narrowly passed the House of Representatives in May and would be expected to significantly increase the deficit. Bond markets reacted poorly with the yield curve steepening as investors demanded a greater compensation for term risk. We have for some time been concerned around the path of US fiscal policy with the congressional budget office projecting a US\$1.9T deficit representing 6.5% of GDP. While the

tax cuts included in the ‘Big Beautiful Bill’ were expected to be offset by tariff revenue, this was undercut by the administration’s willingness to pause or reduce tariffs in response to market movements and the uncertainty around the legality of the tariffs. In late May the US Court of International Trade ruled that President Trump’s administration do not have the authority to impose baseline 10% or reciprocal tariffs through the use of emergency powers, however there are various other channels which these tax increases can be enacted, and the decision is subject to ongoing appeal.

Outside the US, the growth outlook remains clouded by ongoing uncertainty surrounding international trade. The EU growth outlook weakened with the flash composite PMI receding into contractionary territory (49.5) during May. The European Central Bank (ECB) kept rates on hold after cutting in April. President Lagarde maintained caution, highlighting the vulnerability of the economy to external shocks such trade tensions with the US and markets almost fully pricing a June cut by month end. We maintain that European growth will likely remain above trend this year, but will be only marginally above the pace of 2024 given improvements in domestic final sales.

Elsewhere, the Australian economy has faced challenges due to higher inflation and sustained elevated interest rates, leading to seven consecutive quarters of contracting GDP growth per capita until a modest +0.1%Q expansion was recorded in Q4’24, only for declines to restart in Mar-25. Irrespective, the economy has remained in expansion territory due to large population growth and significant fiscal expansion – which is expected to continue post the federal election. Meanwhile, the RBA reduced the target cash rate 25bps to 3.85% in mid-May, the second of this easing cycle, with commentary increasingly dovish with internal discussion of a 50bps cut was well received by financial markets even though it was not implemented. Governor Bullock noted that monetary policy is well placed to respond decisively to international developments.” Despite the rate cut, Australian 10-year bond yields rose +16 bps to 4.27% over the month, mirroring global trends. While the impact of US tariffs – most notably via Chinese demand – is clouding the outlook, the economy is projected to grow at a faster pace in 2025, driven by increased government spending, tax cuts, and lower interest rates.

The Fund’s defensive positioning and bias towards quality and value detracted from relative performance during May. Global and domestic equity stock selection detracted from performance as value sectors and securities underperformed the broader market. Growth stocks led by US tech rallied strongly in May, recovering from April weakness. Meanwhile, the Fund’s explicit downside protection strategies also detracted as equity markets advanced.

We have observed a volatile start to the year reflecting disruption to international trade regimes and growth concerns. Valuations remain expensive relative to history in many regions, and elevated market concentration and the preponderance of passive investment continue to contribute to heightened sensitivity of equity markets. We remain concerned about the long-term return expectations for equities given these high starting valuations and the dominance of US equities in global benchmarks. The past decade of US exceptionalism - culminating in the extraordinary run of the Magnificent 7 tech stocks - has created very strong global equity returns. The stellar gains in US equities and their leading tech firms, represents a bring forward of investment returns, rather than a new steady state of ongoing out-performance. The Fund is close to benchmark weight in equities with a marginal underweight in Australian stocks. All equity exposures remain focused on stock selection alpha opportunities and exposure to equity beta remains carefully managed.

We continue to manage downside risks by maintaining little or no exposure to the most expensive parts of equity and credit markets and complementing this with option protection where it has been

attractively priced to implement. These include put options on the S&P 500, call options on the GBP against the US dollar, USD calls versus the Hong Kong Dollar and a put option on the USD against the Japanese Yen.

Underweight allocation to fixed income was constructive as equities outperformed and long-term bond yields rose.

The Fund remains slightly below benchmark weight in fixed income, with the exposure primarily focused on 10-year Australian government bonds alongside domestic credit and a small allocation to inflation linked bonds.

In addition, the Fund's cautious asset allocation is supported by a notable cash allocation, which provides solid income and significant optionality as valuations become more attractive.

The Fund maintains its position in the Perpetual Diversified Real Return Fund to deliver low volatility absolute returns while retaining a relatively low correlation to equity markets.

## OUTLOOK

The macroeconomic outlook and the uncertain path of inflation and monetary policy given changes to US trade policy represent a challenging backdrop for investors. We anticipate lower returns and elevated volatility from market cap benchmark reflecting high starting valuations and increasing concentration, but government bonds are offering less reliable diversification in the face of rising government debt, and elevated risk of sustained above-target core inflation.

---

The Balanced Growth Fund gains its exposure to Australian Shares by investing in an underlying Australian Share Fund/s which primarily invests in Australian listed or soon to be listed shares but may have up to 20% exposure to stocks outside Australia. The investment guidelines showing the Fund's maximum investment in international shares do not include this potential additional exposure. Short positions may be part of the underlying Australian Share Fund's strategy. Currency hedges may be used from time to time.

The publication has been prepared and issued by Perpetual Investment Management Limited (PIML) ABN 18 000 866 535 AFSL No 234426, as promoter for the Perpetual WealthFocus Superannuation Fund. The information contained in this document is general information only and is not intended to provide you with financial advice or take into account your objectives, financial situation or needs. You should consider, with a financial adviser, whether the information is suitable for your circumstances. To the extent permitted by law, no liability is accepted for any loss or damage as a result of any reliance on this information. The information contained in this document is in addition to and does not form part of the product disclosure statement (PDS) for the Perpetual WealthFocus Superannuation Fund. The PDS for the Perpetual WealthFocus Superannuation Fund ABN 41 772 007 500, issued by Equity Trustees Superannuation Limited (ETSL) ABN 50 055 641 757, AFSL 229757, RSE L0001458, should be considered before deciding whether to acquire or hold units. The PDS and Target Market Determination can be obtained by calling 1800 011 022 or visiting [www.perpetual.com.au](http://www.perpetual.com.au). Neither PIML, ETSL nor any of their related parties guarantee the performance of any fund or the return of an investor's capital. Total returns shown for the Perpetual WealthFocus Superannuation Fund have been calculated using exit prices after taking into account all of Perpetual's ongoing fees and assuming reinvestment of distributions. No allowance has been made for taxation. Past performance is not indicative of future performance.

---

## MORE INFORMATION

Investor Services 1800 022 033

Email [PerpetualUTqueries@cm.mpms.mufig.com](mailto:PerpetualUTqueries@cm.mpms.mufig.com)

[www.perpetual.com.au](http://www.perpetual.com.au)

