

Fund Profile - 30 April 2025

Implemented RI International Share Portfolio

Fund facts

APIR code	PER3458AU
Inception date¹	1 November 2024
Asset class	Global Equities
Investment style	Multi manager blend
Benchmark	MSCI AC World Index - Net Return (Unhedged in AUD)
Suggested length of investment	Five years or more
Unit pricing frequency	Daily
Distribution frequency	Quarterly
Legal type	Unit trust
Product type	Wholesale Managed Investment Scheme
Status	Open
Management fee*(%)	0.93%
Buy/Sell spread	0.12% / 0.12% as at November 2024
Issuer	Perpetual Investment Management Limited

*Additional fees and costs generally apply. Please refer to the Product Disclosure Statement for further details.

Investment objective

Aims to provide investors with long term capital growth through investment in a diversified portfolio of International Shares. To outperform the MSCI All Country World Index – Net Return (unhedged in AUD) (before fees and tax) over rolling three-year periods.

Benefits

Provides investors with a practical solution to managing and diversifying exposure to International Shares through a multi-manager style investment portfolio.

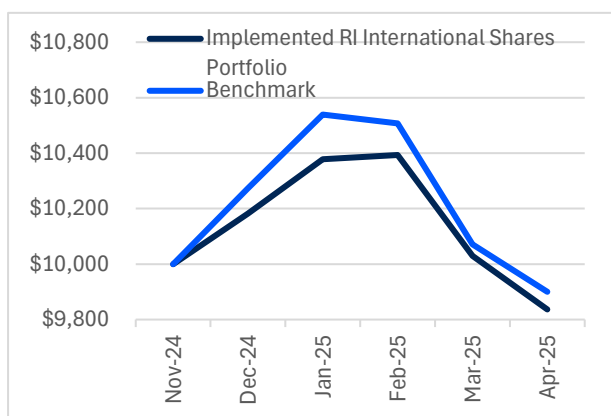
Investment approach

The portfolio combines specialist investment managers with different investment styles and philosophies. This can help reduce the volatility of the Fund by avoiding over exposure to a particular specialist investment manager. The portfolio selects specialist investment managers who implement Responsible Investment strategies (which may include the replication of an ESG index). Derivatives may be used in managing the Portfolio. The currency exposure of the international assets is monitored, and hedging strategies may be implemented (using derivatives) with the aim of reducing the impact of adverse currency movements

Investment strategy

The strategy is biased towards utilising specialist investment managers that have a robust investment process, operate within an appropriate risk management framework and operate in an aligned and stable organisational structure. Utilising a multi-manager framework, the strategy aims to provide a blend of managers that together are expected to deliver a relatively smooth return profile whilst also integrating responsible investment considerations holistically as part of their investment approach. We note each manager is granted the flexibility to employ

Growth of \$10,000 since inception (net of fees)



Source: State Street

Net performance

As at 30 April 2025

Returns	1M	3M	1YR	3YR	5YR	S/I*
Total return	-1.9%	-5.2%	-	-	-	-1.6%
Growth return	-1.9%	-5.2%	-	-	-	-1.9%
Distribution return	0.0%	0.0%	-	-	-	0.3%
Benchmark	-1.7%	-6.1%	-	-	-	-1.0%
Excess Return	-0.2%	0.8%	-	-	-	-0.6%

Source: State Street. Past performance is not indicative of future performance. *Since Inception. Inception performance is from December 2024 when funds were available for investment

Top 10 stock holdings

As at 30 April 2025

Stock	Weight %	Country
Apple Inc.	3.2%	United States
NVIDIA Corporation	2.9%	United States
Microsoft Corporation	2.6%	United States
Amazon.com	1.6%	United States
Alphabet Inc.	1.5%	United States
Meta Platforms	1.3%	United States
Elevance Health	1.3%	United States
Sanofi	1.3%	France
Newmont Corp	1.1%	United States
Bank of Nova Scotia	1.1%	Canada
Total Top 10 Holdings %	17.8%	

Source: State Street, FactSet.

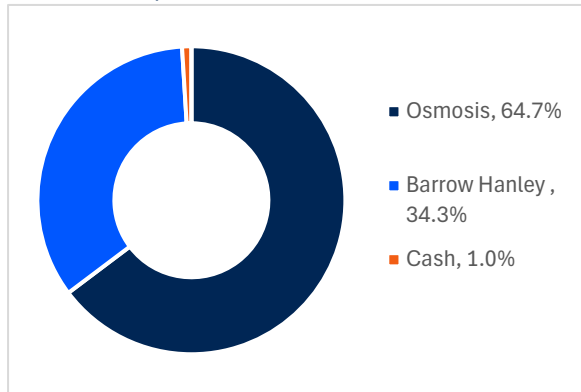
their own unique investment approach and philosophy in assessing companies from an ESG and Responsible Investment perspective, which may be a combination of both negative and/or positive screens. As part of this process, all managers are also mandated to adhere to the strategy's GICS-based exclusionary screens (per the PDS), which prohibits the managers from investing within particular GICS sub-sectors.

From a portfolio construction perspective, the highest weighting will be afforded to a Core manager, one that will have a more neutral investment style and is expected to add ballast to the overall portfolio. With the flexibility to invest broadly across the market capitalization spectrum of Developed Markets, this Core manager has a more benchmark-aware framework, constructing a portfolio that is well diversified and that has similar characteristics to the benchmark, whilst seeking to deliver attractive risk-adjusted returns through their stock selection process. Beyond the Core, managers are then intentionally selected with certain investment styles and/or biases that are complementary to one another, including the flexibility to invest across emerging markets as part of their portfolio construction. In aggregate the portfolio is expected to be diversified across a number of holdings and have broad-based exposures from a sector, regional and market cap perspective.

Perpetual conducts rigorous due diligence before selecting any manager for inclusion in the portfolio. Any chosen managers will be appointed to manage a proportion of the aggregate portfolio as a separate account under an agreement on behalf of the fund, whereby Perpetual will have full visibility over all underlying holdings. Each pool of assets that is managed by each manager is held by a Custodian that has been appointed by Perpetual as its agent. These specialist investment managers are regularly reviewed and may be appointed or removed at any time without notifying you. As a result, the specialist investment managers may vary throughout the life of your investment.

Portfolio exposure by manager

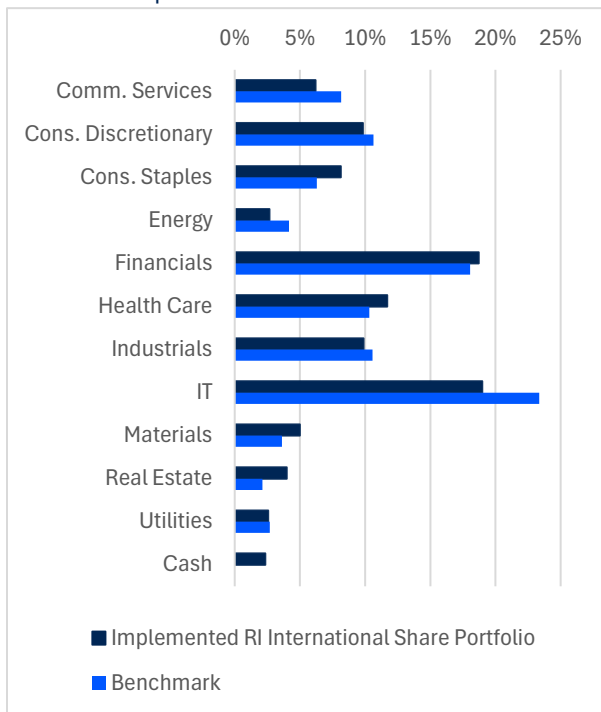
As at 30 April 2025



Source: State Street, FactSet

Sector Exposures

As at 30 April 2025



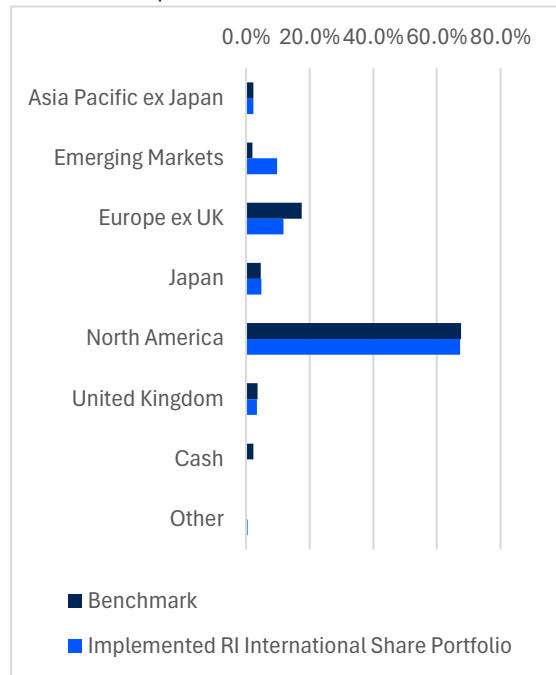
Source: State Street, Factset

Manager line-up and approach

Manager	Approach
Barrow Hanley Global Investors	Mid-large cap value manager that applies an ESG framework to their stock selection process.
Osmosis Investment Management	Core, quantitative strategy targeting resource efficient companies.

REGION EXPOSURES

As at 30 April 2025



Source: State Street, Factset

Exclusionary Screens

Excluded Industries for Direct Investment*

Tobacco (30203010 – Manufacturers of cigarettes and other Tobacco products)

Casinos and Gaming (25301010 – Owners and operators of casinos and gaming facilities. Includes companies providing lottery and betting services)

Brewers or Distillers and Vintners (30201010 & 30201020 producers of beer and malt liquors, distillers, vintners and producers of alcoholic beverages)

Other specialised REITS (60108010 Companies or Trusts engaged in the acquisition., development, ownership. Leasing, management and operation of properties not classified elsewhere (under another GICS equity real estate investment Trusts classification))

*Please refer to the Product Disclosure Statement for further information in relation to our ESG screening criteria

More information

1800 631 381

pcresearch@perpetual.com.au

perpetual.com.au/managed-accounts

1) Fund commenced in November 2024 with performance reporting from December 2024 once the fund had made an investment.

Perpetual Private advice and services are provided by Perpetual Trustee Company Limited (PTCo), ABN 42 000 001 007, AFSL 236643. This publication has been prepared by PTCo and Perpetual Investment Management Limited (PIML) ABN 18 000 866 535 AFSL 234426 (as responsible entity of the Implemented Portfolio) and issued by PTCo. It contains general information only and is not intended to provide you with advice or take into account your objectives, financial situation or needs. You should consider, with a financial adviser, whether the information is suitable for your circumstances. The information is believed to be accurate at the time of compilation and is provided by PTCo in good faith. To the extent permitted by law, no liability is accepted for any loss or damage as a result of any reliance on this information. The PDS for the Implemented Portfolio issued by PIML, should be considered before deciding whether to acquire or hold units in the Implemented Portfolio. The PDS and Target Market Determination can be obtained by calling 1800 022 033 or visiting our website www.perpetual.com.au. No company in the Perpetual Group (Perpetual Limited ABN 86 000 431 827 and its subsidiaries) guarantees the performance of any fund or the return of an investor's capital. Total returns shown for the Implemented Portfolio have been calculated using exit prices after taking into account all of Perpetual's ongoing fees and assuming reinvestment of distributions. No allowance has been made for taxation. Past performance is not indicative of future performance. Published in March 2025.