

Fund Profile - 30 April 2026

Implemented Fixed Income Portfolio

Fund facts

APIR code	PER0710AU
Inception date	9 December 2013
Asset class	Diversified Fixed Income
Investment style	Multi manager blend
Benchmark	Fixed Income Composite Benchmark [#]
Suggested length of investment	Three years or more
Unit pricing frequency	Daily
Distribution frequency	Quarterly
Legal type	Unit trust
Product type	Wholesale Managed Investment Scheme
Status	Open
Management fee*	0.47%
Buy/Sell spread	0.24% / 0.00% as at September 2025
Issuer	Perpetual Investment Management Limited

*Additional fees and costs generally apply. Please refer to the Product Disclosure Statement for further details.

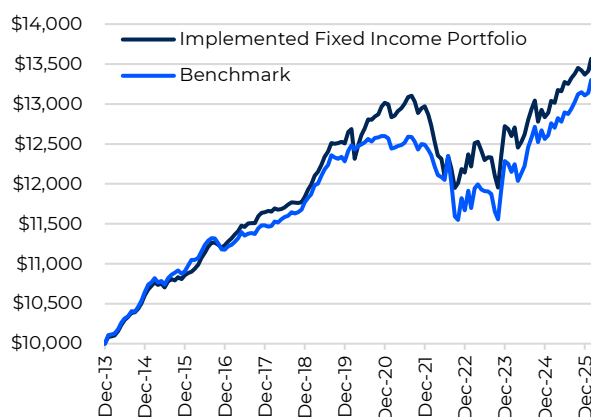
Investment objective

To provide investors with income through investment in a diversified portfolio of fixed income instruments, aiming to outperform the stated benchmark over rolling three-year periods.

Benefits

Provides investors with the potential for maximising income and capital stability, with broad market exposure.

Growth of \$10,000 since inception



Source: State Street. Performance shown is net of all fees and transaction costs. Past performance is not indicative of future performance.

Net performance

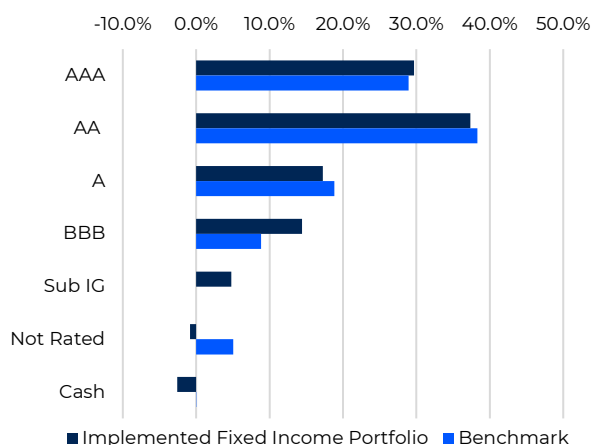
As at April 2026

Returns	1M	3M	1YR	3YR	5YR	S/I*
Total return	0.5%	-0.6%	1.1%	2.1%	0.6%	2.4%
Growth return	0.5%	-2.7%	-2.1%	0.5%	-1.4%	-0.1%
Distribution return	-	2.1%	3.2%	1.6%	2.0%	2.6%
Benchmark	0.3%	-0.2%	2.2%	3.0%	1.0%	2.3%
Excess Return	0.2%	-0.4%	-1.1%	-0.9%	-0.4%	0.2%

Source: State Street. Performance shown is net of all fees and transaction costs. Past performance is not indicative of future performance. *Since Inception.

Ratings breakdown

As at March 2026[^]



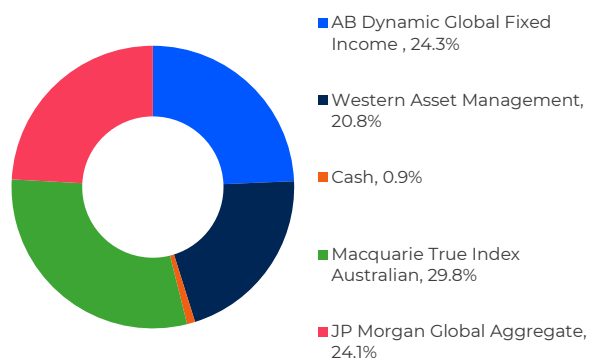
Source(s): State Street, External Manager Reports.

Exposures may appear as negative due to the use of Interest Rate Derivatives and Derivative Offsets.

[^]Portfolio exposures can be lagged by up to 3 months.

Portfolio exposure by manager

As at April 2026



Source(s): State Street, FactSet.

Investment approach

A multi-manager framework is utilised, where specialist investment managers are selected to form a diverse and complementary mix of investment strategies and styles. This can help reduce volatility by avoiding over exposure to a particular specialist investment manager. Derivatives may be used in managing the portfolio.

Investment strategy

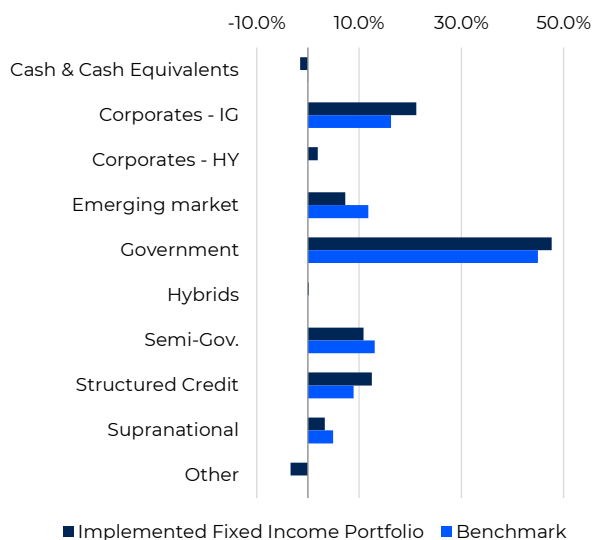
The Implemented Fixed Income Portfolio invests in both Australian and International fixed income markets, as well as diversified credit markets.

The managers within the Implemented Fixed Income Portfolio will invest across the broad spectrum of available debt instruments diversified by industry, maturity and credit rating (the majority of which will be investment grade as assigned by a recognised global ratings agency).

Their portfolios tend to be diversified across hundreds of positions both in physical securities and through the use of derivatives. The diversified nature of their portfolios aims to mitigate a large negative portfolio impact from any single position.

Sector Exposures

As at March 2026[^]



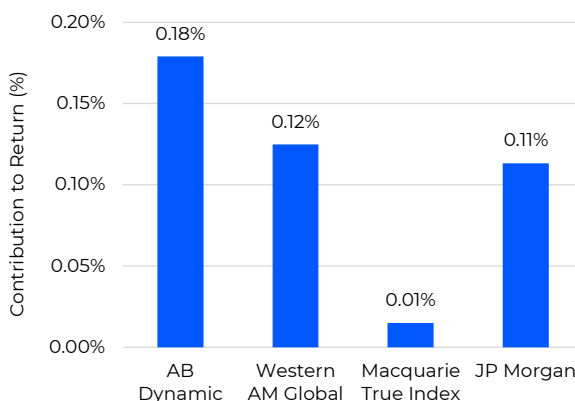
Source(s): State Street, External Manager Reports.

Exposures may appear as negative due to the use of Interest Rate Derivatives and Derivative Offsets.

[^]Portfolio exposures can be lagged by up to 3 months.

Contribution by manager

For the Month of April 2026



Source(s): State Street, FactSet.

Manager line-up and approach

As at April 2026

Manager	Approach
AB Dynamic Global Fixed Income Mandate	Sector rotation, relative value.
JP Morgan Global Fixed Income Mandate	Core fixed income.
Western Asset Management Global Bond Mandate	Sector rotation, relative value.
Macquarie True Index Australian Fixed Interest	Australian passive core fixed income and True indexing fund.

More information

1800 631 381

pcresearch@perpetual.com.au

perpetual.com.au/managed-accounts

#Effective from 8th December 2025, the Fixed Income Composite benchmark comprises:

- Bloomberg Global Aggregate Bond Index (AUD Hedged) and,
- Bloomberg Ausbond Composite 0+ YR Index.

The composite benchmark reflects the Portfolio's target allocation at any time to the various asset types. Please refer to the Product Disclosure Statement for further details.

Perpetual Private advice and services are provided by Perpetual Trustee Company Limited (PTCo), ABN 42 000 001 007, AFSL 236643. This publication has been prepared by PTCo and Perpetual Investment Management Limited (PIML) ABN 18 000 866 535 AFSL 234426 (as responsible entity of the Implemented Portfolio) and issued by PTCo. It contains general information only and is not intended to provide you with advice or take into account your objectives, financial situations or needs. You should consider, with a financial adviser, whether the information is suitable for your circumstances. The information is believed to be accurate at the time of compilation and is provided by PTCo in good faith. To the extent permitted by law, no liability is accepted for any loss or damage as a result of any reliance on this information. The PDS for the Implemented portfolio issued by PIML, should be considered before deciding whether to acquire or hold units in the Implemented Portfolio. The PDS and Target Market Determination can be obtained by calling 1800 022 033 or visiting our website www.perpetual.com.au. No company in the Perpetual Group (Perpetual Limited ABN 86 000 431 827 and its subsidiaries) guarantees the performance of any fund or the return of an investor's capital. Total return shown for the Implemented Portfolio have been calculated using exit prices after taking into account all of Perpetual's ongoing fees and assuming reinvestment of distributions. No allowance has been made for taxation. Past performance is not indicative of future performance. Published in May 2026.