

Perpetual Investment Funds

PERPETUAL CONSERVATIVE GROWTH FUND

March 2026

FUND FACTS

Investment objective: Aims to provide moderate growth over the medium term and income through investment in a diversified portfolio with an emphasis on cash and fixed income securities; and outperform a composite benchmark (before fees and taxes) reflecting its allocation to the various asset types over rolling three-year periods.

FUND BENEFITS

Provides investors with access to a diverse range of growth and income producing assets. Active management and asset allocation techniques are employed in order to further enhance the fund's return and manage risk.

FUND RISKS

All investments carry risk and different strategies may carry different levels of risk. The relevant product disclosure statement or offer document for a fund should be considered before deciding whether to acquire or hold units in that fund. Your financial adviser can assist you in determining whether a fund is suited to your financial needs.

Benchmark: Conservative Growth Index (Internally generated composite)

Inception Date: September 2003

APIR: PER0077AU

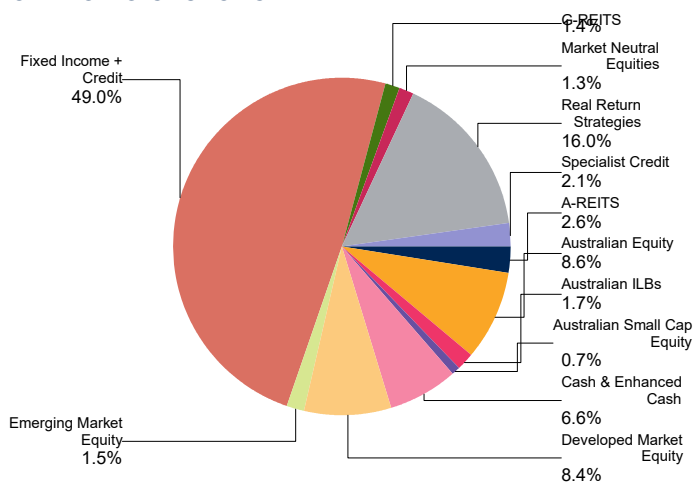
Management Fee: 0.90% p.a.

Information on Management Costs (including estimated indirect costs) is set out in the Fund's PDS.

Investment style: Active, fundamental, disciplined, value

Suggested minimum investment period: Three years or longer

PORTFOLIO SECTORS



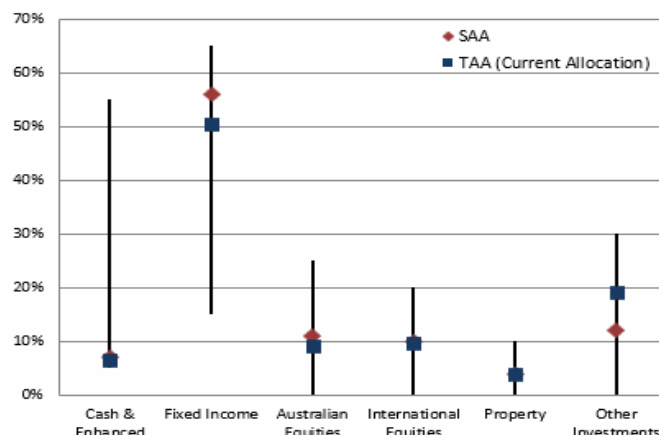
NET PERFORMANCE- periods ending 31 March 2026

	Fund	Benchmark	Excess
1 month	-2.6	-2.6	0.0
3 months	-1.2	-1.3	0.1
1 year	3.9	4.7	-0.8
2 year p.a.	3.5	4.4	-0.9
3 year p.a.	4.2	5.4	-1.2
5 year p.a.	3.4	3.4	-0.1
10 year p.a.	4.2	4.4	-0.2
Since incep. p.a.	5.5	5.5	0.0

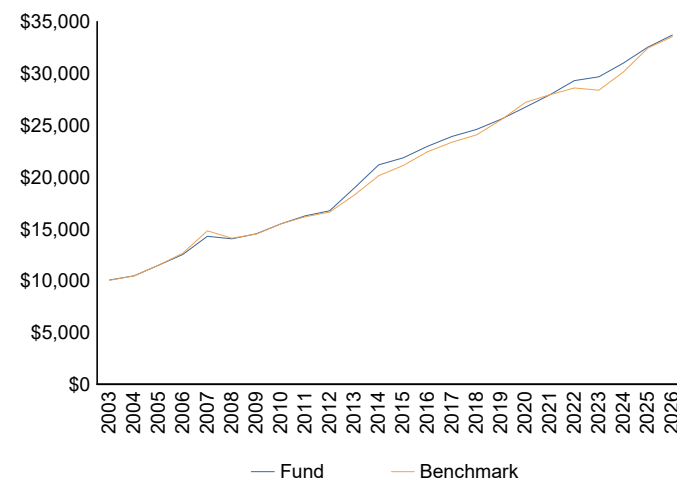
Past performance is not indicative of future performance. Returns may differ due to different tax treatments.

ASSET ALLOCATIONS AND INVESTIBLE RANGES

FUND TACTICAL AND STRATEGIC ALLOCATIONS INCLUDING ALLOWABLE MAXIMUM AND MINIMUM RANGES



GROWTH OF \$10,000 SINCE INCEPTION



The Conservative Growth Fund gains its exposure to Australian Shares by investing in an underlying Australian Share Fund/s which primarily invests in Australian listed or soon to be listed shares but may have up to 20% exposure to stocks outside Australia. The investment guidelines showing the Fund's maximum investment in international shares do not include this potential additional exposure. Short positions may be part of the underlying Australian Share Fund's strategy. Currency hedges may be used from time to time.

The publication has been prepared and issued by Perpetual Investment Management Limited (PIML) ABN 18 000 866 535 AFSL No 234426, as promoter for the Perpetual WealthFocus Superannuation Fund. The information contained in this document is general information only and is not intended to provide you with financial advice or take into account your objectives, financial situation or needs. You should consider, with a financial adviser, whether the information is suitable for your circumstances. To the extent permitted by law, no liability is accepted for any loss or damage as a result of any reliance on this information. The information contained in this document is in addition to and does not form part of the product disclosure statement (PDS) for the Perpetual WealthFocus Superannuation Fund. The PDS for the Perpetual WealthFocus Superannuation Fund ABN 41 772 007 500, issued by Equity Trustees Superannuation Limited (ETSL) ABN 50 055 641 757, AFSL 229757, RSE L0001458, should be considered before deciding whether to acquire or hold units. The PDS and Target Market Determination can be obtained by calling 1800 011 022 or visiting www.perpetual.com.au. Neither PIML, ETSL nor any of their related parties guarantee the performance of any fund or the return of an investor's capital. Total returns shown for the Perpetual WealthFocus Superannuation Fund have been calculated using exit prices after taking into account all of Perpetual's ongoing fees and assuming reinvestment of distributions. No allowance has been made for taxation. Past performance is not indicative of future performance.

MORE INFORMATION

Investor Services 1800 022 033

Email PerpetualUTqueries@cm.mpms.mufg.com

www.perpetual.com.au

