

ONLINE UNIT HOLDERS' MEETING GUIDE 2021

Attending the Meeting virtually

If you choose to participate online, you will be able to view a live webcast of the meeting, ask questions and submit your votes ahead of the meeting and in real time during the meeting.

To access the meeting:

Visit web.lumiagm.com/372041067 on your computer, tablet or smartphone. You will need the latest version of Chrome, Safari, Edge or Firefox. Please ensure your browser is compatible.

Meeting ID: 372-041-067

To login you must have your **account number** and **postcode**

The website will be open and available for submitting any questions and pre-voting ahead of the meeting from 2:30pm (Sydney time), 25 August 2021 until 2:30pm (Sydney time) 18 September, 2021

The live AGM will start at 2:30pm (Sydney time), 20 September 2021.

Using the Lumi AGM platform:

ACCESS

The 1st page of the platform will ask in what capacity you are joining the meeting.

Shareholders or appointed proxies should select

“I am a Unitholder/proxy”

Guests should select **“I am a guest”**.




CREDENTIALS

Shareholders/Proxys

Your username is your **Account Number** and your password is your **postcode**, or, for non-Australian residents, your **3-letter country code**.

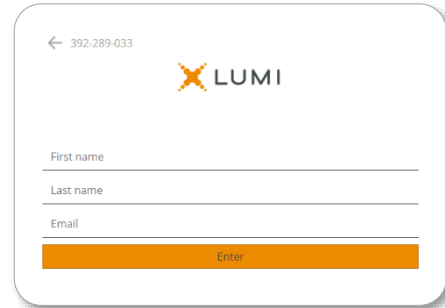
Proxy holders should obtain their log in credentials from Perpetual by calling 1800 022 033.



Guests

Please enter your name and email address to be admitted into the meeting.

Please note, guests will not be able to ask questions or vote at the meeting.



NAVIGATION

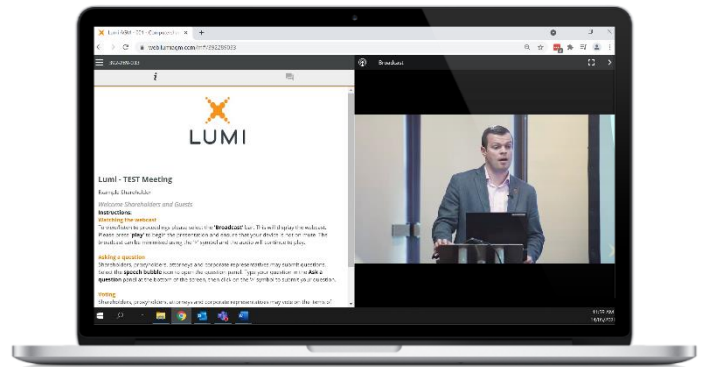
Once authenticated, the info screen will appear. You can view meeting instructions, ask questions, and during the live meeting, watch the webcast.

If viewing on a computer the webcast will appear at the side automatically once the meeting has started.

On a mobile device, select the broadcast icon at the bottom of the screen to watch the webcast.



During the meeting you can minimise the webcast at any time by selecting the broadcast button. You will still be able to hear the meeting. Selecting the broadcast icon again will reopen the webcast.



To watch the webcast full screen, select the full screen icon.

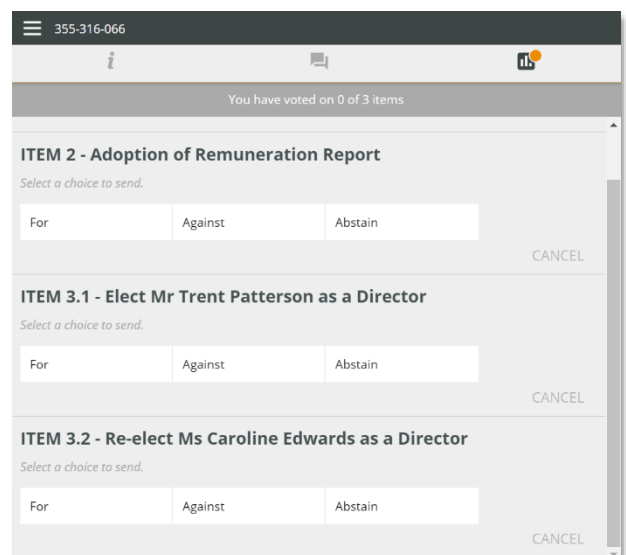
To reduce the webcast to its original size, select the broadcast icon again.

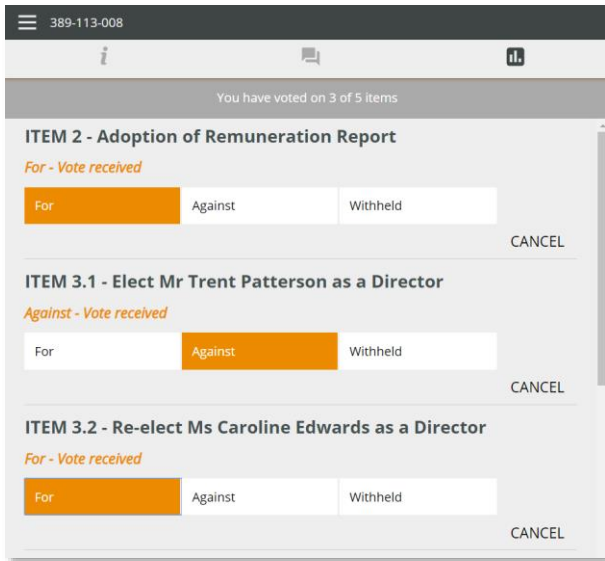
VOTING

Pre-voting will be available from 25 August until 18 September. Once logged in, voting will be available by selecting the polling icon on the navigation bar.



Selecting this icon will open a list of all resolutions and their voting options.





To vote, simply select your voting direction from the options displayed on screen. Your selection will change colour and a confirmation message will appear.

To change your vote, simply select another option. If you wish to cancel your vote, please press cancel.

There is no need to press a submit or send button. Your vote is automatically counted.

Voting can be performed at any time ahead of the meeting. During the meeting the Chair will close the poll at the end of the meeting.

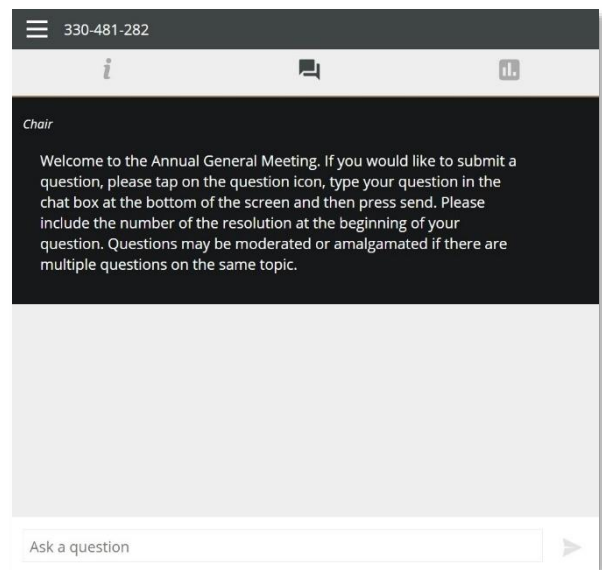
QUESTIONS

Any unit holder or appointed proxy is eligible to ask questions.

If you would like to ask a question. Select the messaging icon.



Messages can be submitted at any time from the 25 August, up until the Chair closes the Q&A session during the live meeting, 20 September.

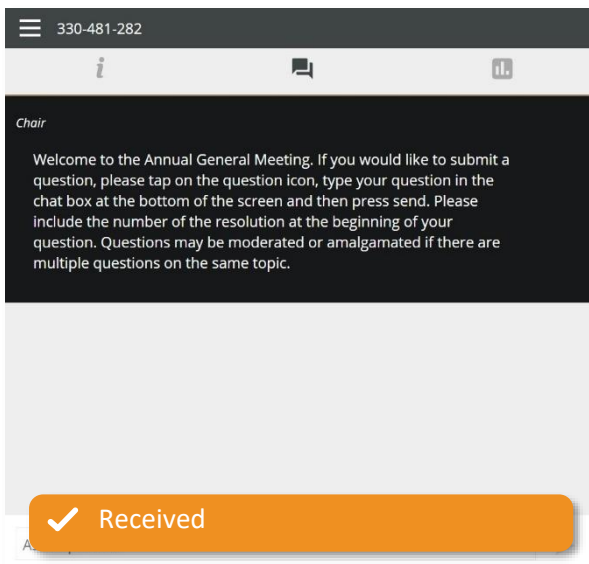


Select the “Ask a Question” box and type in your message.

Once you are happy with your message, select the send icon.



Questions sent via the Lumi platform may be moderated before being sent to the Chair. This is to avoid repetition and remove any inappropriate language. All questions submitted will be addressed during the live meeting.





Meeting ID: 372-041-067

To login you must have your **account number** and **postcode**

The website will be open and available for submitting any questions and pre-voting ahead of the meeting from 2:30pm (Sydney time), 25 August 2021 until 2:30pm (Sydney time) 18 September 2021

The live AGM will start at 2:30pm (Sydney time), 20 September 2021

web.lumiagm.com/372041067