

Perpetual Private

IMPLEMENTED AUSTRALIAN SHARE PORTFOLIO

Fund Profile – 30 April 2024

FUND FACTS

APIR code	PER0708AU
Inception Date	9 December 2013
Asset class	Domestic Equities
Investment style	Multi Manager Blend
Benchmark	S&P/ASX 300 Accumulation Index
Suggested length of investment	5 years or more
Unit pricing frequency	Daily
Distribution frequency	Quarterly
Legal type	Unit Trust
Product type	Wholesale Managed Investment Scheme
Status	Open
Management Fee* (%)	0.90%
Buy/Sell spread	0.26% / 0.00% as at February 2023
Issuer	Perpetual Investment Management Limited

*Additional fees and costs generally apply. Please refer to the Product Disclosure Statement for further details.

INVESTMENT OBJECTIVE

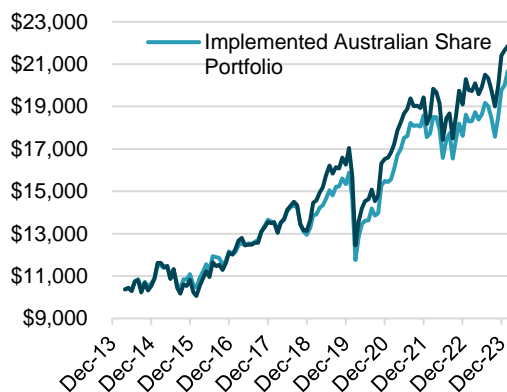
To provide investors with long term capital growth and income through investment in a diversified portfolio of Australian shares. To outperform the stated benchmark over rolling three-year periods.

BENEFITS

Provides investors with the potential for maximising capital growth and income, with broad market exposure.

GROWTH OF \$10,000 SINCE INCEPTION (NET OF FEES)

As at April 2024



Source: State Street

NET PERFORMANCE

As at April 2024

RETURNS	1MTH	3MTH	1YR	3YR	5YR	S/I*
Total return	-3.1%	2.9%	9.9%	7.2%	7.7%	7.6%
Growth return	-3.1%	2.5%	3.4%	-3.3%	-0.6%	1.5%
Distribution return	0.0%	0.4%	6.5%	10.5%	8.3%	6.0%
Benchmark	-2.9%	1.2%	9.0%	7.1%	8.0%	8.3%
Excess Return	-0.2%	1.7%	0.8%	0.2%	-0.3%	-0.7%

Source: State Street. Past performance is not indicative of future performance.
*Since Inception

TOP 10 STOCK HOLDINGS

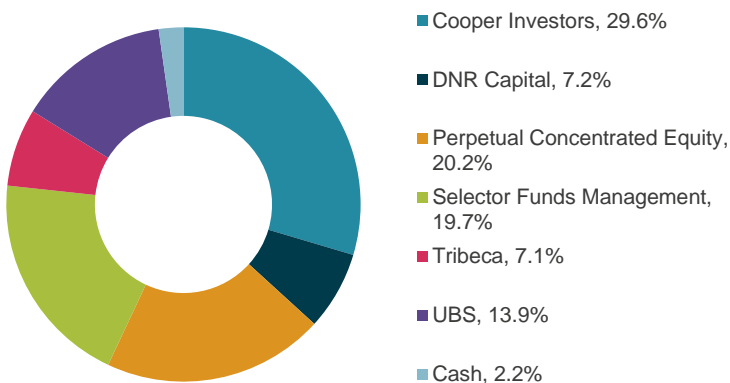
As at April 2024

STOCK	WEIGHT %	COUNTRY
BHP Group Limited	6.9%	Australia
CSL Limited	6.1%	Australia
National Australia Bank	4.1%	Australia
Commonwealth Bank	3.2%	Australia
ANZ Banking Group	3.0%	Australia
Goodman Group	2.4%	Australia
Macquarie Group	2.2%	Australia
Reece Limited	1.9%	Australia
Seek Limited	1.8%	Australia
Wisetech Global Ltd.	1.8%	Australia
Total Top 10 Holdings %	33.5%	

Source: State Street, Factset.

PORTFOLIO EXPOSURE BY MANAGER

As at April 2024



Source: State Street

INVESTMENT APPROACH

A multi-manager framework is utilised, where several specialist investment managers are selected to form a diverse and complementary mix of investment strategies and styles. This can help reduce volatility by avoiding over exposure to a particular specialist investment manager. Derivatives may be used in managing the portfolio.

INVESTMENT STRATEGY

The strategy is biased towards utilising managers who are fundamental bottom-up stock pickers, have a repeatable investment process, operate within an appropriate risk management framework and operate in an aligned and stable organisational structure. We believe these factors best deliver a stable outcome of returns within a multi-manager framework.

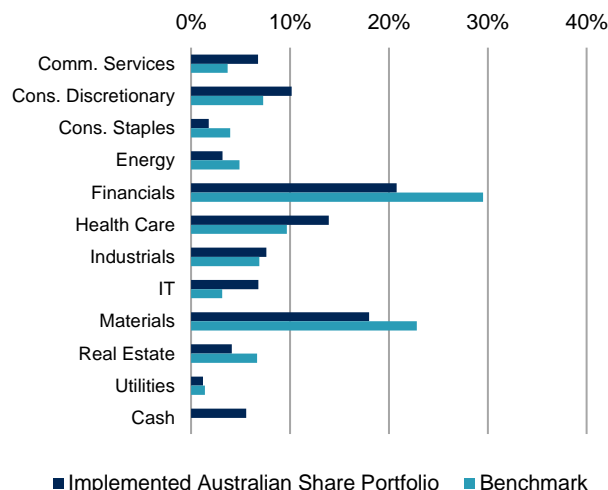
The Implemented Australian Share Portfolio uses broad market managers that invest across the entire market capitalisation spectrum of the domestic equity market. Their portfolios tend to be concentrated in nature and hold anywhere between 30-50 companies. This allows for the portfolio to access these managers' high conviction stock picking decisions. This lowers the degree of overlap across securities in each portfolio and lowers the risk of over diversification.

The portfolio will also typically use one to two specialist managers with focused strategies across the small company segment of the domestic share market. This is a relatively inefficient part of the domestic sharemarket where we feel a targeted and specialist approach is warranted. The exposure to small company specialist managers as a whole is typically held in line with the exposure of the small company segment of the sharemarket to the overall sharemarket by capitalisation.

The portfolio blends the above mentioned group of managers, targeting managers who have a long term and consistent track record, are expected to continue to deliver on this track record, and whose investment styles complement each other well.

SECTOR EXPOSURES

As at April 2024



Source: State Street, Factset

MANAGER LINE-UP AND APPROACH

As at April 2024

MANAGER	APPROACH
Cooper Investors	High conviction portfolio, fundamental bottom up stock selection
DNR Capital	Concentrated small company portfolio, fundamental bottom up stock selection.
Perpetual Investments Concentrated Equity	High conviction portfolio, fundamental bottom up stock selection
Selector Funds Management	High conviction portfolio, benchmark agnostic, fundamental bottom up stock selection
Tribeca Investment Partners	Small cap style neutral manager, diversified portfolio, fundamental bottom-up stock selection
UBS Asset Management (Australia)	Passive ASX20 mandate

Perpetual Private advice and services are provided by Perpetual Trustee Company Limited (PTCo), ABN 42 000 001 007, AFSL 236643. This publication has been prepared by PTCo and Perpetual Investment Management Limited (PIML) ABN 18 000 866 535 AFSL 234426 (as responsible entity of the Implemented Portfolio) and issued by PTCo. It contains general information only and is not intended to provide you with advice or take into account your objectives, financial situation or needs. You should consider, with a financial adviser, whether the information is suitable for your circumstances. The information is believed to be accurate at the time of compilation and is provided by PTCo in good faith. To the extent permitted by law, no liability is accepted for any loss or damage as a result of any reliance on this information. The PDS for the Implemented Portfolio issued by PIML, should be considered before deciding whether to acquire or hold units in the Implemented Portfolio. The PDS and Target Market Determination can be obtained by calling 1800 022 033 or visiting our website www.perpetual.com.au. No company in the Perpetual Group (Perpetual Limited ABN 86 000 431 827 and its subsidiaries) guarantees the performance of any fund or the return of an investor's capital. Total returns shown for the Implemented Portfolio have been calculated using exit prices after taking into account all of Perpetual's ongoing fees and assuming reinvestment of distributions. No allowance has been made for taxation. Past performance is not indicative of future performance. Published in May 2024.

PERPETUAL PRIVATE

Phone 1800 631 381

Email perpetualprivate@perpetual.com.au

